



CITY OF SALINAS EL GABILAN BRANCH LIBRARY

City Council Meeting
November 7, 2017

Introduction & Agenda Review

- Where We Are (Work Plan Review)
- Goals for This Evening
- Summary of Key Input from Community
- Schematic Design Recommendation
- Next Steps

Where We Are

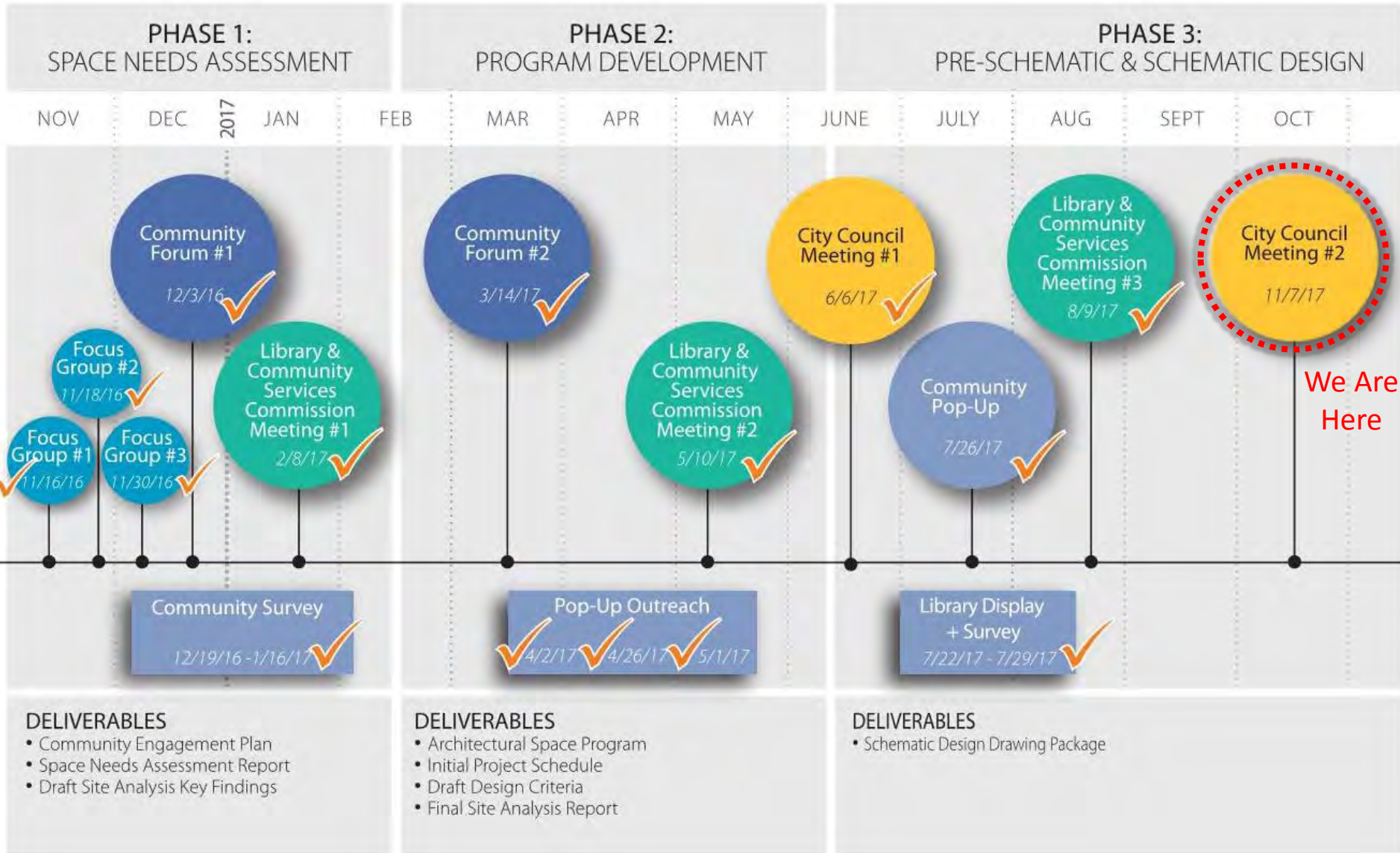
Work Plan Review

Phase 1 – Needs Assessment

Phase 2 – Program Development

Phase 3 – Schematic Design

Community Involvement Phase 1-3



Goals for this Evening

Illustrate How Key Community Input has Created the Design Solution

Share Schematic Design

Obtain Feedback on Schematic Design

Outline Next Steps

Key Input *from* Community

Needs

Vision



Services and Spaces

Design Criteria

Conceptual Design Input

Needs Assessment

Current Library Trends



Needs Assessment

Vision Statement

“

*El Gabilan Branch Library will be a **safe**, **accessible** and **inclusive** community place for all ages.*

*It will promote **curiosity** and provide **limitless possibilities** with an **innovative** approach to **life-long learning**.*

”

Services & Space **Input**

Through a community forum and 4 pop-up events, the Community:

- Reviewed the program showing the Needs, Services, and Space
- Discussed if Services & Spaces shown match the Priority Needs
- Prioritized/Ranked the optional spaces to have in the Library



1
Teen Space



2
Internet Café



3
Family Place



4
Digital Studio



5
Maker Space



6
Homework
Center



7
Group Study
Rooms



8
Classroom



9
Friends'
Book Sale

Design Criteria

The design of the El Gabilan Branch Library should create/have:



- **Community Presence** and Interest
 - Position/Location on the Site
 - Height and Scale
 - Dramatic Gestural Forms (roof and wall)



- Feeling of Solidity and **Permanence**
- **Safe and Pleasant** Indoor and Outdoor Space
- Visual **Transparency** that Invites People In



- **Vibrancy and Color** that is Engaging
- **Clear Entry** for all Who Arrive (by foot, or by car)



- Feeling of **Warmth and Openness**
- Exude Community, **Share the Cultural Story**
- **Honest Use** of Natural **Materials** (wood, stone, glass)



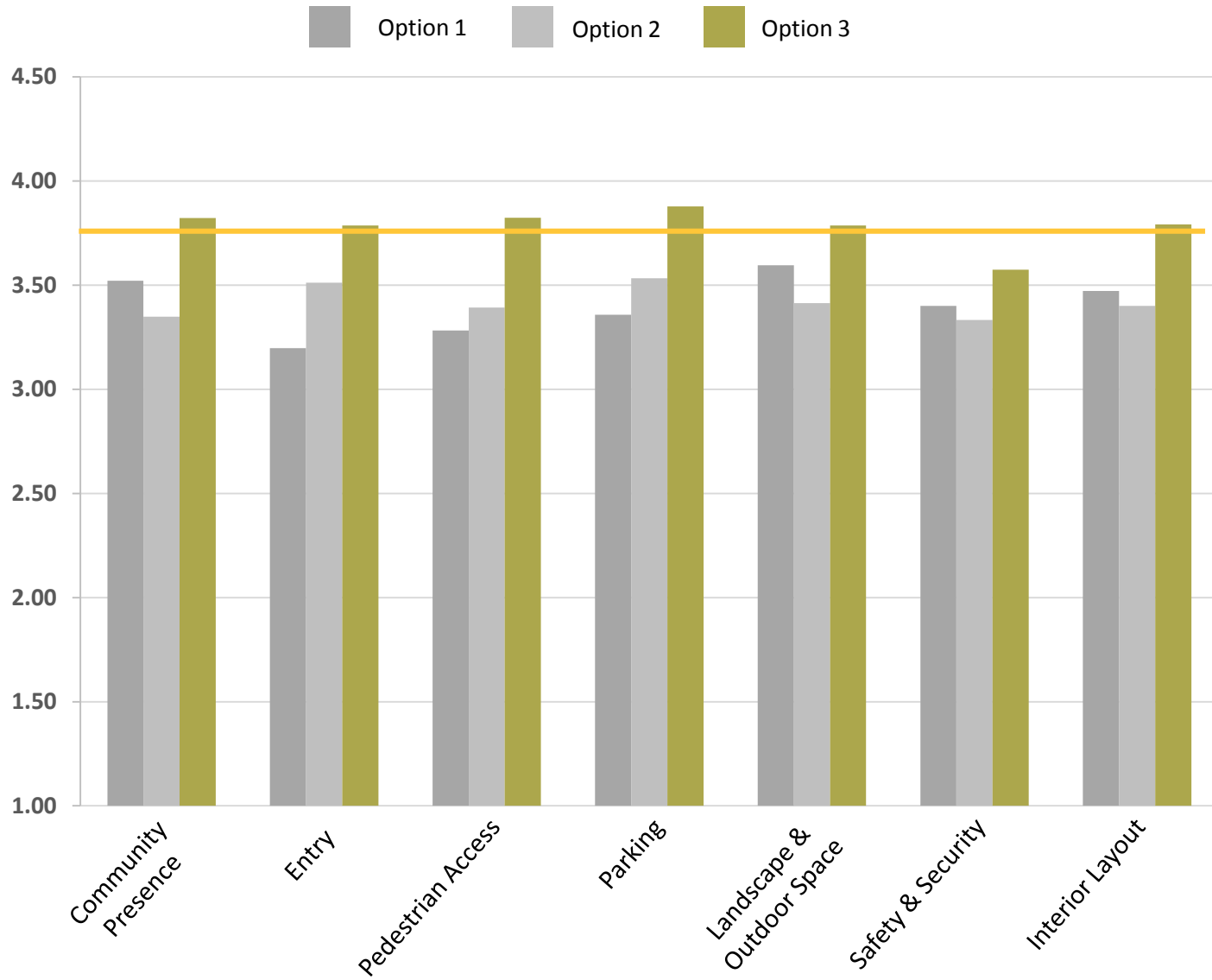
- Strong **Indoor/Outdoor Connection**
- Planted Areas and Trees (“green”) as **Visually Dominant**

Input – Opportunities

- Survey
- Library Pop-up
- Library Stations



Community Evaluation



1 = Poor 2 = Fair 3 = Good 4 = Very Good 5 = Excellent

Design Option 3 – The Plaza (La Plaza)



Schematic Design

Building Size Summary

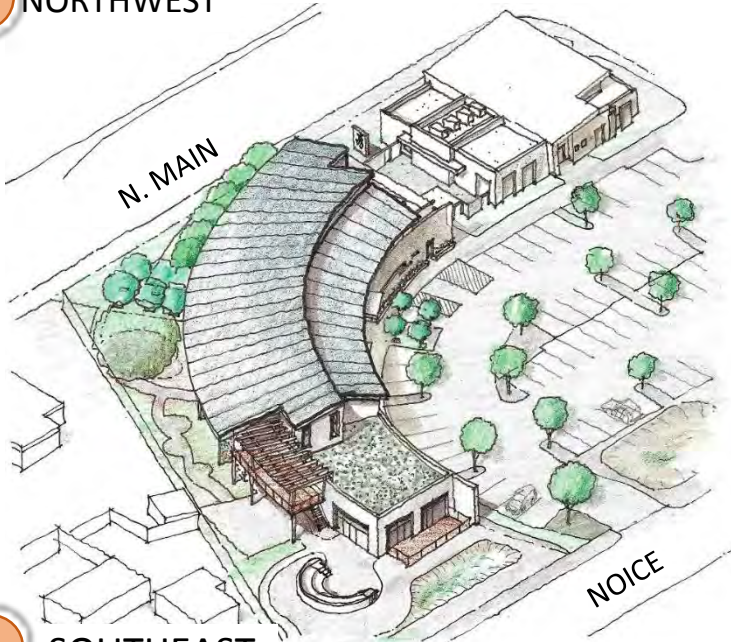
Schematic Design
Building Size:
20,800 GSF



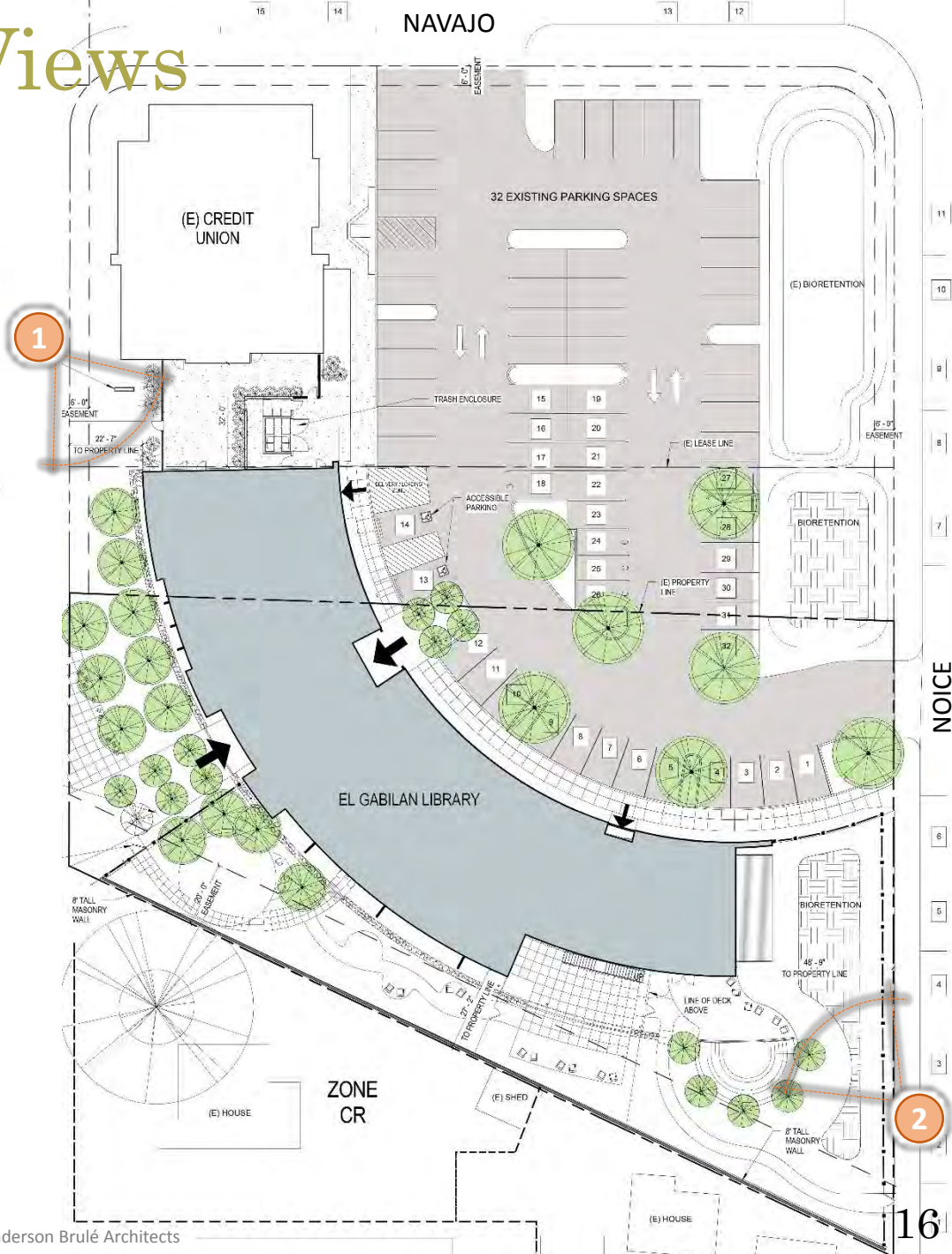
Site Plan & 3D Views



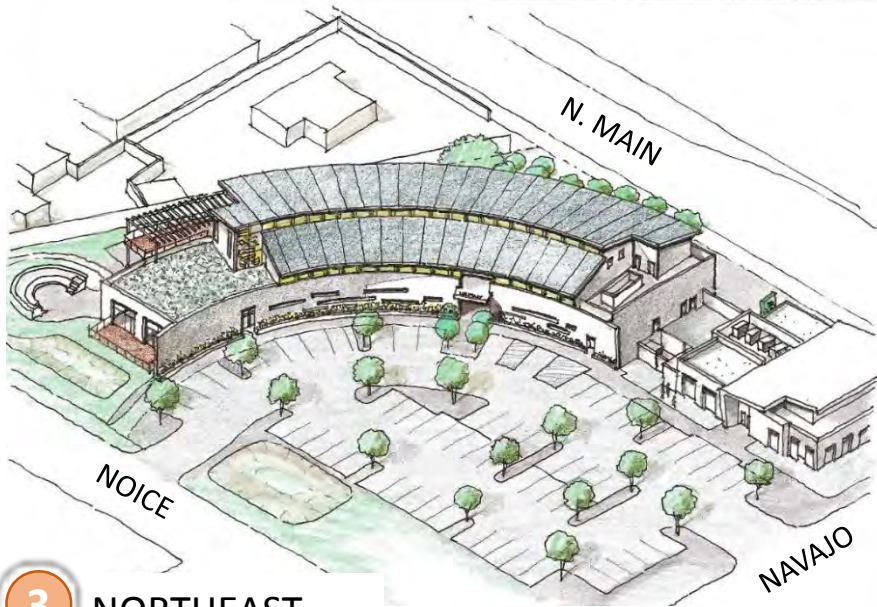
1 NORTHWEST



2 SOUTHEAST



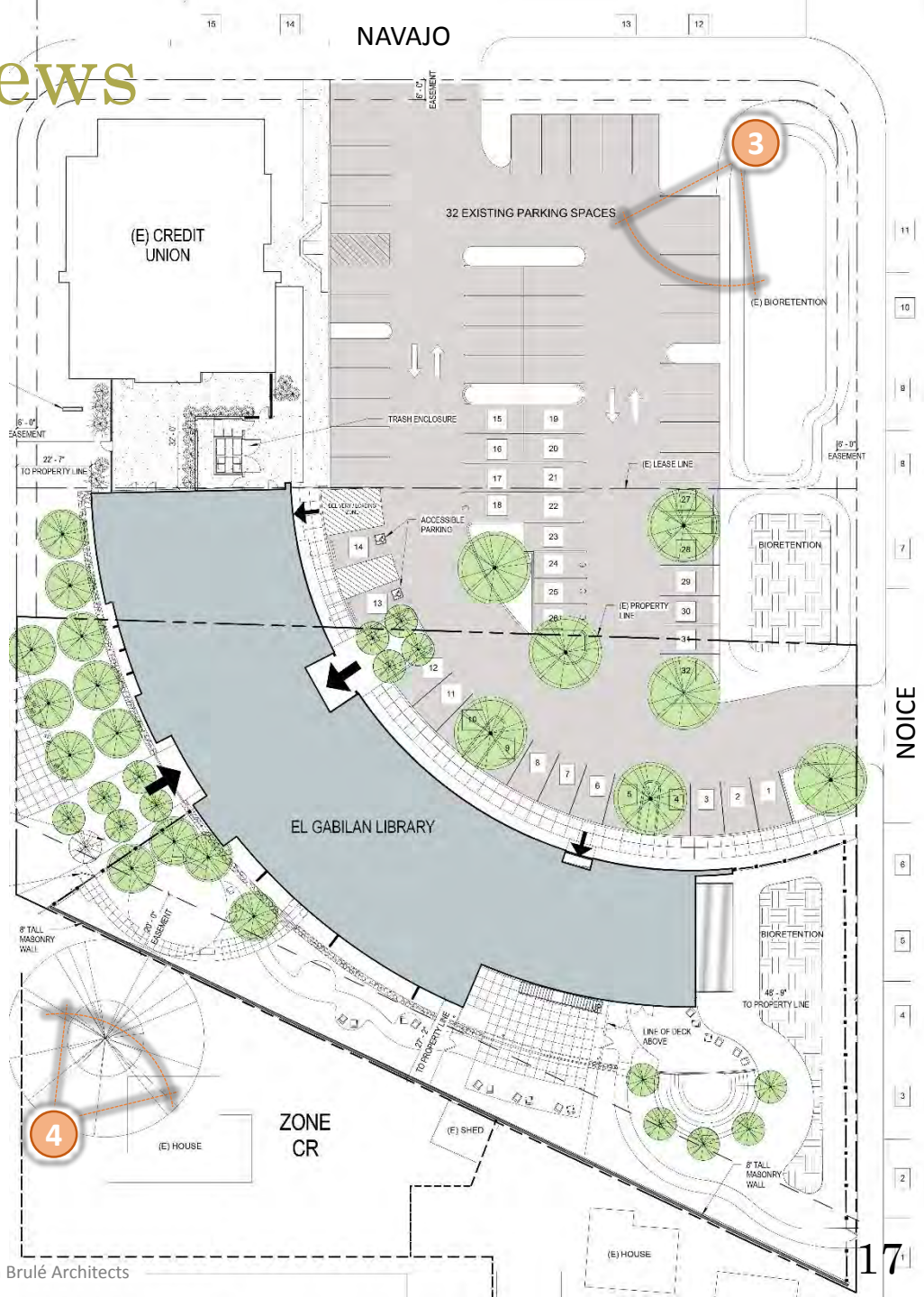
Site Plan & 3D Views



3 NORTHEAST

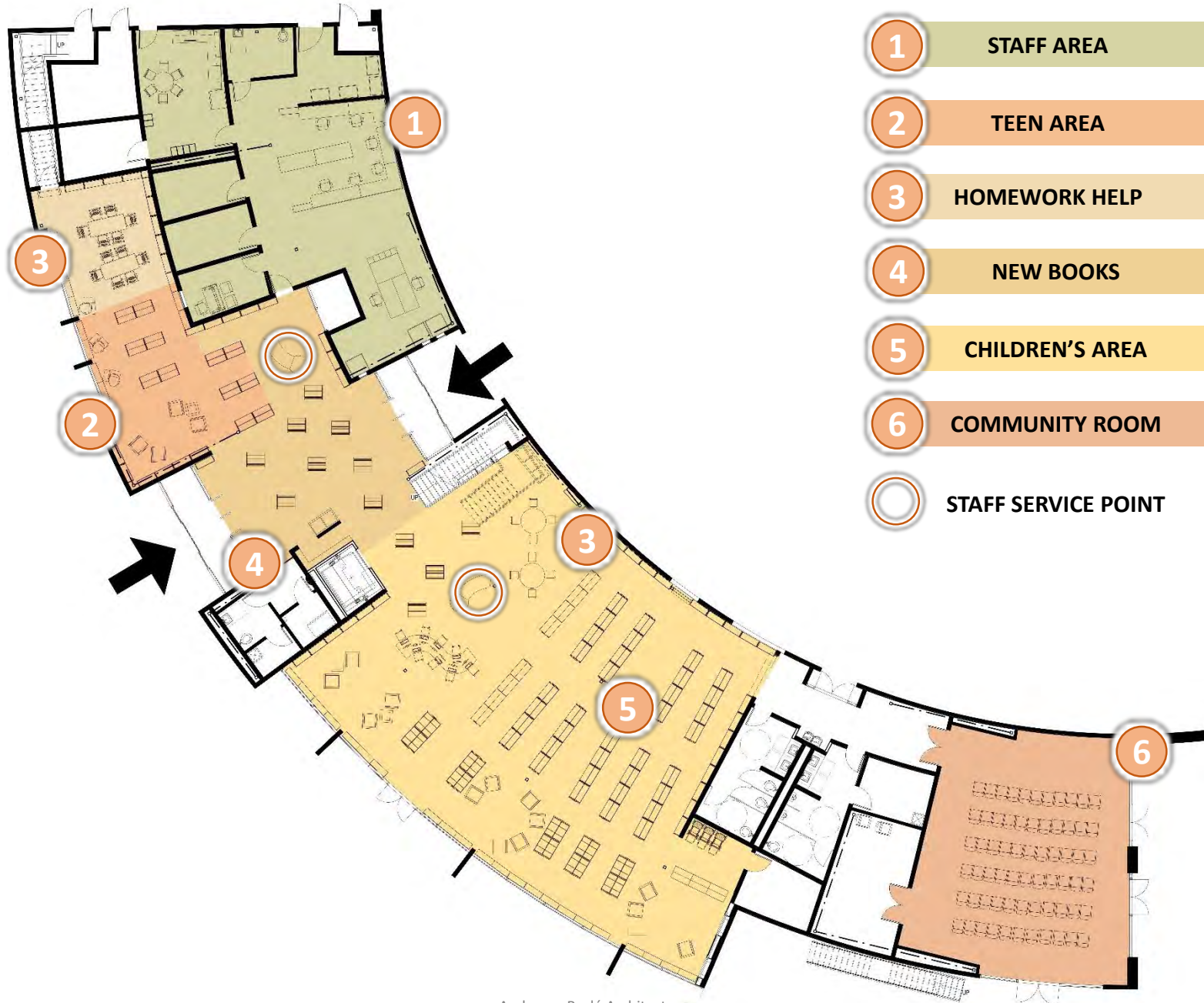


4 SOUTHWEST



4

First Floor Plan



- 1 STAFF AREA
- 2 TEEN AREA
- 3 HOMEWORK HELP
- 4 NEW BOOKS
- 5 CHILDREN'S AREA
- 6 COMMUNITY ROOM
- STAFF SERVICE POINT

Second Floor Plan



Exterior View – Across the Street on N. Main



**CEMENT PLASTER
(STUCCO)**




**GLAZING SYSTEM
(WINDOWS)**



METAL ROOF



**VERTICAL FIN
SUNSHADES**



**HORIZONTAL
SUNSHADES**



GREEN ROOF

Exterior View – Pedestrian Entry from N. Main



**CEMENT PLASTER
(STUCCO)**



**GLAZING SYSTEM
(WINDOWS)**



METAL ROOF



**VERTICAL FIN
SUNSHADES**



**HORIZONTAL
SUNSHADES**



GREEN ROOF


Exterior View – Pedestrian Entry from Navajo



**CEMENT PLASTER
(STUCCO)**



**GLAZING SYSTEM
(WINDOWS)**



METAL ROOF



**VERTICAL FIN
SUNSHADES**



**HORIZONTAL
SUNSHADES**



GREEN ROOF


Landscape & Exterior Space Plan



1 CHILDREN'S ZONE



2 ADULT'S PATIO



3 COMMUNITY PATIO/AMPHITHEATER




4 COMMUNITY ROOM DECK



Interior View – Children’s Area




- Cultivate / Growth

- Soil
- Water
- Sunlight
- Pollinate




Interior View – Adult's Area

- Recall the Roots
- Look Forward to **Future** (Ag Tech)
- Blend of **Quiet Space** and **Active Space**
- **Light Filled**




Interior View – Café

- Internet Access
- Food/Drinks
- View Out (active)



Interior View – Living Room

- Quiet Reading
- View Out (Calm)
- Light Filled





Thank You!